



INSTRUCTIONS FOR USE

CS Align Pro Support

CSM2781

***CS Align Pro Support Contains:**

CSM2781-1 CS Align Pro Support - Chest - Base Only

CSM2781-2 CS Align Pro Support - Pelvis - Base Only


CSM2780 CS Align Pro Support - Replacement Pads





Warning: Before using this or other medical devices on a patient, you should read the instructions for use and familiarise yourself with the product.

Before using the product on a patient, read and understand all warnings in these instructions for use and on the product itself.

This  symbol draws the user's attention to important procedures or safety instructions in connection with the use of this product.

The  symbol on the labels is designed to highlight when the instructions for use should be consulted.

The techniques described in this manual are only suggestions from the manufacturer. The final responsibility for patient care in connection with this device lies with the attending physician.

The functionality of the product should be checked before each use.

This product may only be operated by trained personnel.

All repairs, modifications or upgrades must be carried out by an authorised specialist.

Any severe incident related to the product should be reported to the manufacturer and the competent national authority of the user's location.



NEVER EXCEED THE MAX PATIENT WEIGHT AND LOAD DISTRIBUTION OF THE OPERATING TABLE



Contents

1 Instructions for Use CSM2781 - CS Align Pro Support

1.1 - Indication for use

1.2 - Intended use

1.3 - Authorised user and patients

1.4 - Remaining risk

2 Safety Considerations

2.1 - Misuse of the Equipment

2.2 - Non-hazardous Disposal

2.3 - Safety hazard symbols

3 The CSM2781 - CS Align Pro Support

3.1 - Components

3.2 - Product Specification

3.3 - Setup and Use

3.4 - Maintenance of the product

3.5 - Cleaning and Disinfection

3.6 - Instructions For Use CSM2780 - CS Align Pro Support - Replacement Pads



1 INSTRUCTIONS FOR USE CSM2781

1.1 Indication for Use

The CS Align Pro Support (CSM2781) is used in a variety of surgical procedures, but is particularly suitable for spine surgery in prone position. The safe working load capacity of 250kg allows it to be used for a wide range of patients, subject to prior assessment by specialised personnel.

1.2 Intended Use

The CS Align Pro Support (CSM2781) is intended for positioning and supporting the patient's chest and hips during prone procedures, including but not limited to orthopaedics, trauma surgery and neurosurgery. It is primarily indicated for use in spinal surgery and is intended for use by healthcare professionals in the operating theatre.

1.3 Authorised User and Patients

Authorised user: surgeons, nurses, doctors, medical practitioners and/or healthcare professionals involved in the planned procedure in which the product is used. Not intended for non-professionals.

Patients: These products are designed for use with patients who do not exceed the weight specified in the product specifications - (see Section 3.2).

1.4 Remaining Risk

This product meets the relevant performance and safety standards. Nevertheless, damage to the product due to misuse, defects to the product, function or mechanical hazards cannot be completely ruled out. The user is responsible for ensuring that the appliance is securely fastened and operates safely.

2 SAFETY CONSIDERATIONS



Follow these safety instructions to help prevent patient fall, injury, and/or damage to the equipment.



2.1 Misuse of the Equipment

Do not use the device if the original packaging is damaged or has been opened prior to use. Any repairs, modifications or upgrades must be carried out by an authorised specialist.

2.2 Non-hazardous Disposal

Customers should adhere to all federal, state and/or local laws and requirements regarding the non-hazardous disposal of medical equipment and accessories. If in any doubt, the user of the product should first contact Care Surgical Ltd/LLC Technical Support for instructions on non-hazardous disposal.

2.3 Symbols

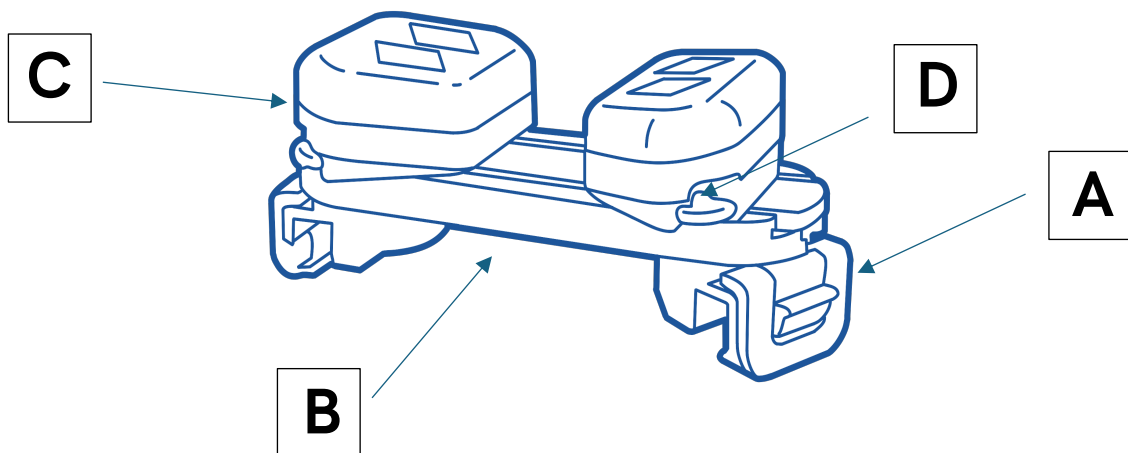
Icons Used	Description	Reference
	Indicates a medical device	MDR 2017/745
	Indicates the manufacturer of the medical device	EN ISO 15223-1
	Indicates the serial number of the manufacturer	EN ISO 15223-1
	Indicates the Global Trade Item Number of the medical device	21 CFR 830 MDR 2017/745
	Indicates the lot number of the medical device	EN ISO 15223-1
	Indicates the date of manufacture of the medical device	EN ISO 15223-1
	Indicates the manufacturers product code	EN ISO 15223-1
	Indicates the device does not contain natural rubber latex	EN ISO 15223-1
	Indicates the manufacturers authorised EU representative	EN ISO 15223-1
	Indicates the Medical Device complies to REGULATION UK MDR 2002	UK MDR 2002
	Indicates the Medical Device complies to REGULATION (EU) 2017/745	MDR 2017/745
	Indicates a Warning	IEC 60601-1
	Indicates the need for the user to consult the user manual	EN ISO 15223-1



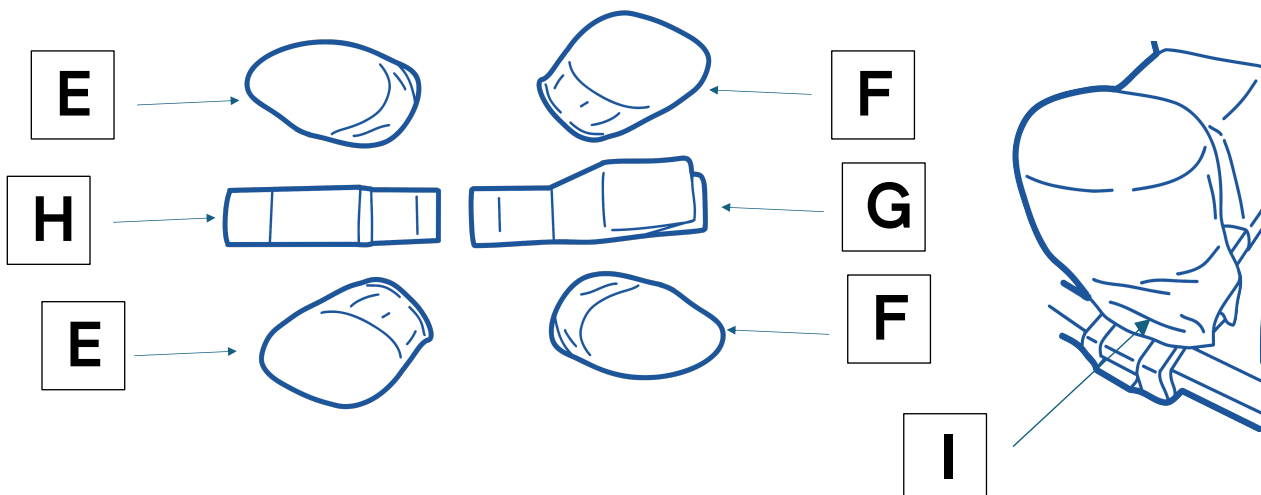
3 The CS Align Pro Support

Component	Feature
A	Bracket with locking clip
B	Base plate
C	Support Base
D	Locking lever
E	Hip pads
F	Chest pads
G	Sternum pad (high)
H	Pubis pad (low)
I	Pad skirt

3.1.1 CSM2871-1- CS Align Pro Support - Chest - Base Only and CSM2871-2 CS Align Pro Support -Pelvis - Base Only



3.1.2 CSM2780 - CS Align Pro Support - Replacement Pad





3.2 PRODUCT SPECIFICATION

Mechanical Specifications	Description
Product Dimensions	<p>CS Align Pro Support – Chest – Base Only / CS Align Pro Support – Pelvis – Base Only (LxWxH) 490x200x180mm Width adjustable:</p> <p>CS Align Pro Support - Replacement Pads (LxWxH) 220x160x90mm</p>
Material	<p>CS Align Pro Support – Chest – Base Only / CS Align Pro Support – Pelvis – Base Only PEEK, Plastic, Hook</p> <p>CS Align Pro Support - Replacement Pads Cover: Transfer coated PU with anti-bacterial treatment Filling: Polyurethane foam</p>
Max Patient Weight	250kg
Overall Weight of Device	<p>CS Align Pro Support – Chest – Base Only / CS Align Pro Support – Pelvis – Base Only: 3.8 kg / 8.4 lbs.</p> <p>CS Align Pro Support - Replacement Pads 3.1 kg / 6.8 lbs.</p>
Storage Specifications	Description
Storage Temperature	-30°C – 40°C and -22°F – 104°F
Storage and Operating Relative Humidity Range	40%-80%
Compatibility Specifications	Description
Compatible with:	<p>Compatible with standard dual-rail operating tables. Rail dimensions: 1.25" (3.2cm) wide and 1.5" (3.8cm) tall (with 14.5" / 36.8cm space between).</p>
To use with:	<p>Recommended for use with: CS Head Tray Lowered (CSM2751) CS Popper Thigh Supports (CSM2744) CS Thigh Supports (CSM2718) CS Universal Arm Support – Moulded (CSM2647) CS Wingset Comfort Covers (CSM2605)</p>



3.3 Setup and Use

3.3.1 Before the product is used

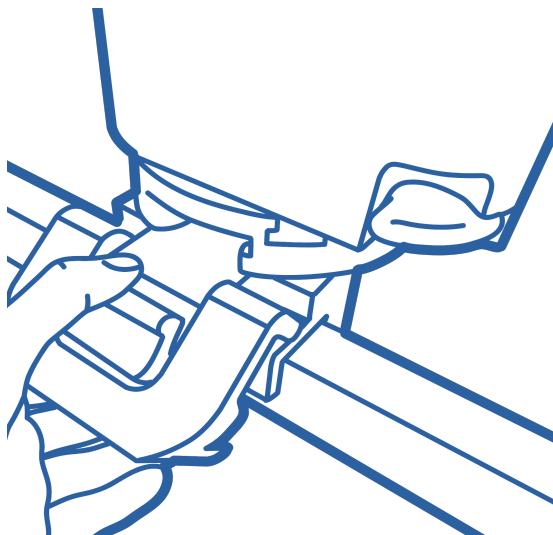
- Before each use, inspect the product for visible and non-visible damage, including sharp edges which may have been caused by a fall or impact during storage or transport.
- Ensure that the product has been properly cleaned and disinfected and wiped dry with a clean cloth.
- The patient should be examined and checked for any pre-existing conditions that may prevent the safe use of the CS Align Pro Support on a dual rail operating table, extension, or table top frame.

3.3.2 Set Up

1. Check the symbols on the support clips to ensure that they are pointing in the correct direction before attaching the product to the frame.

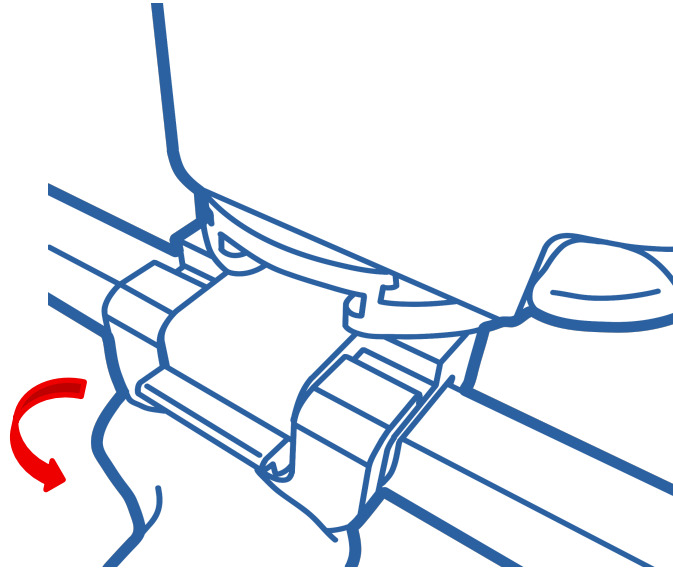


2. Place the support on to the frame so that the brackets are over the rails.

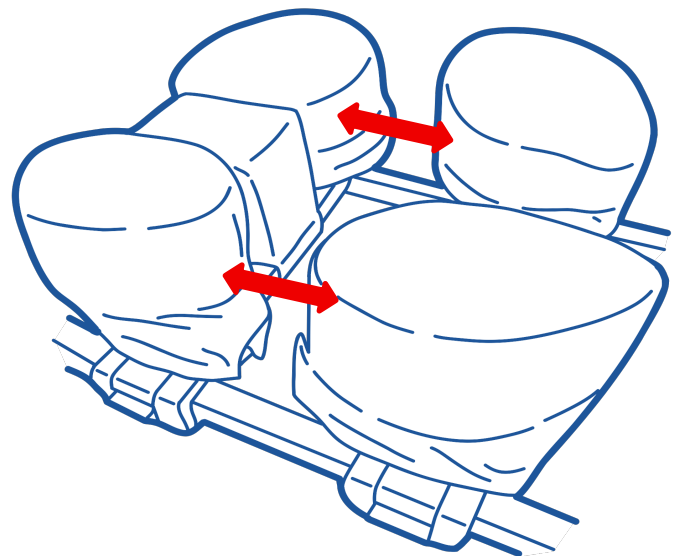
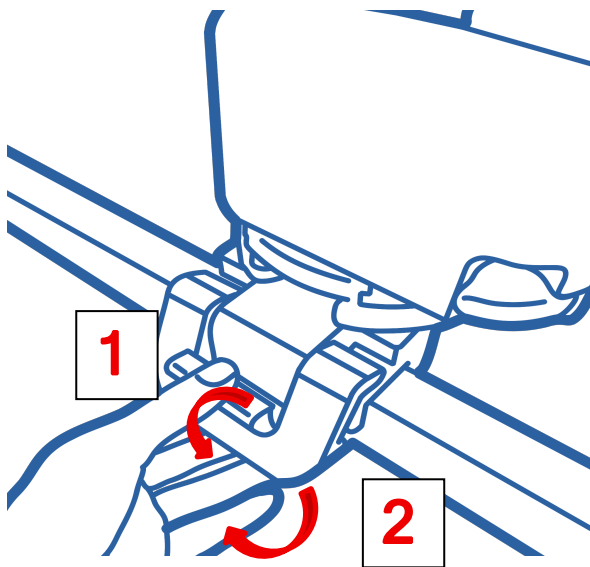




3. Once in the final position (aligned with the patient's body), snap the locking clip shut to secure the support into position.

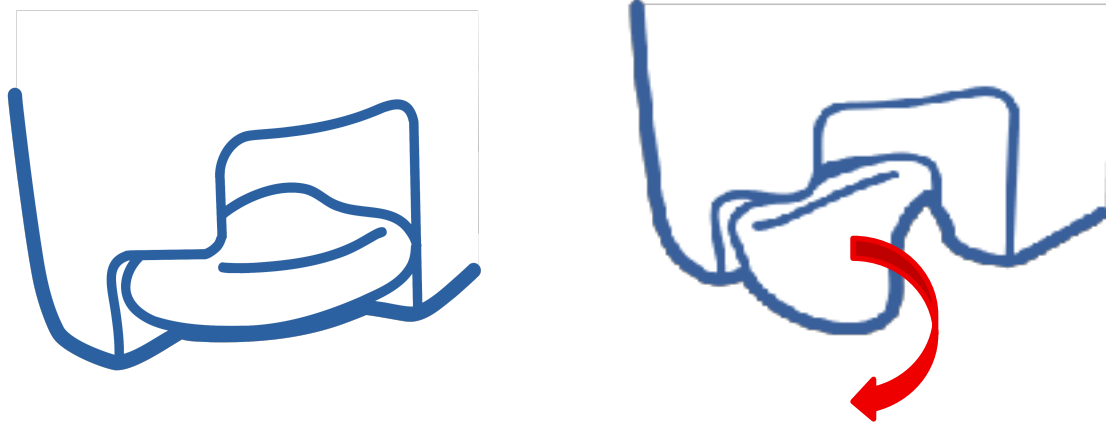


4. To adjust the position of the support set on the rails, release the clips and slide the support set to the required position. Once correctly positioned, snap the clips shut to lock the support set in place.

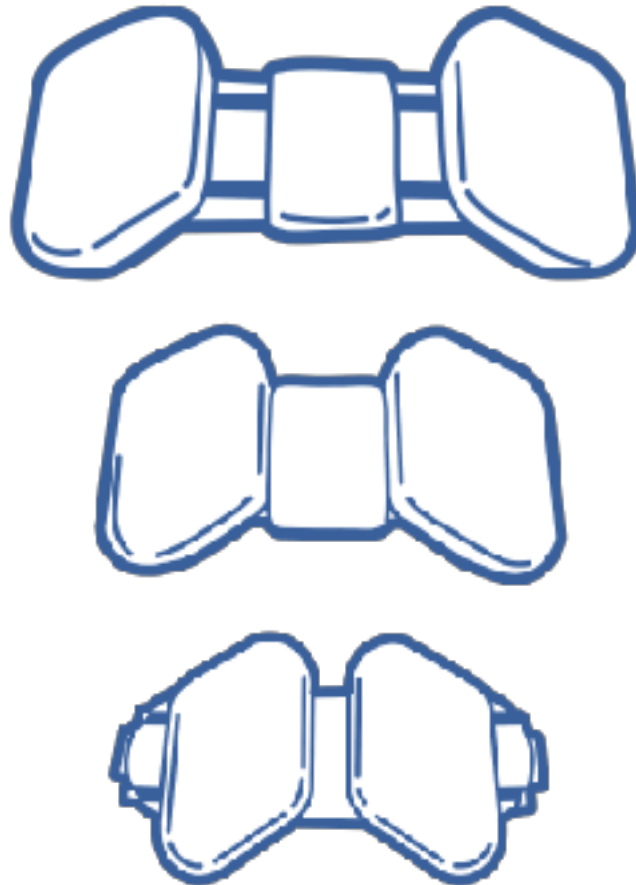




5. To adjust the width of the supports, push down the white locking lever to unlock.

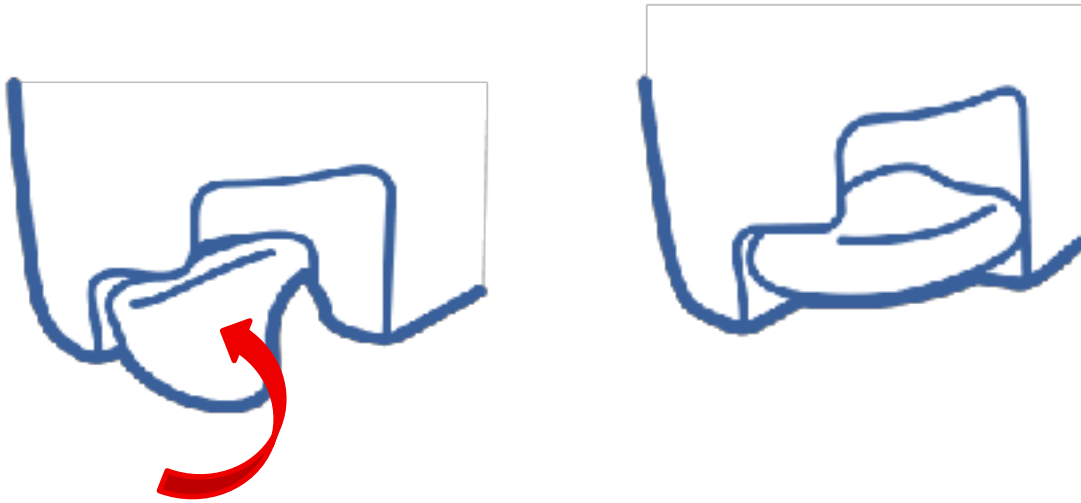


6. Slide the supports to a width appropriate for the patient's body. If a narrower position is required, remove the sternum or pubis pad as necessary.

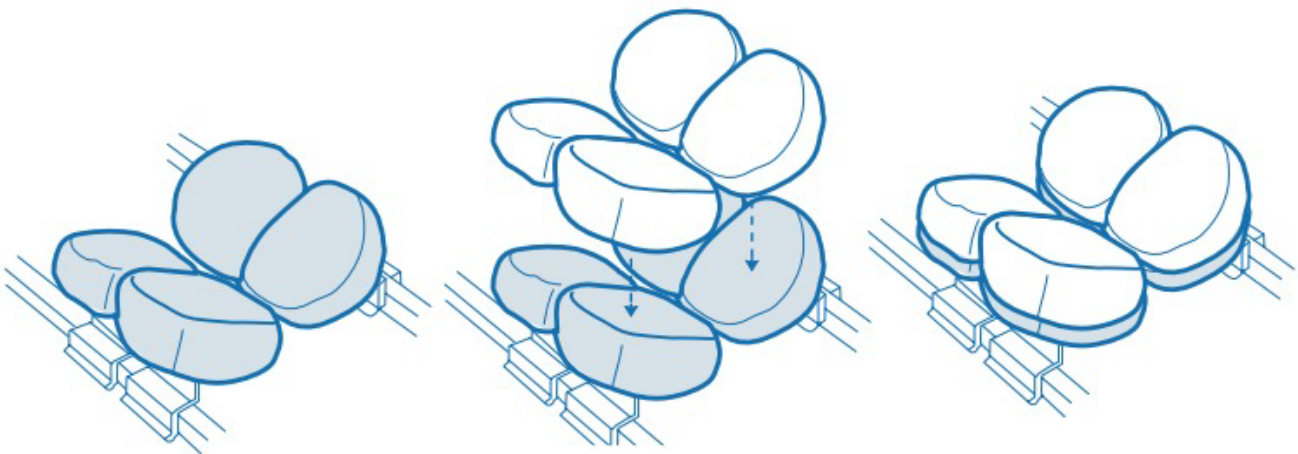




7. Ensure the locking lever is pushed up to secure the pads in the correct position.



8. To reduce the shear forces on the patient's skin and to prevent moisture build-up (e.g. sweat) between the patient and the pads, it is recommended to use the CSM2605 - CS Wingset Comfort Covers.





3.4 Maintenance of the product

Ensure that all labels are attached and legible. If labels require replacement, take a photo of the existing label and send it to us before removing it. Use a plastic scraper and an alcohol wipe to remove any adhesive residue.

For label replacement, device repair, or device replacement, contact Care Surgical Ltd / LLC using the details in the "Contact details" section.

3.5 Cleaning and Disinfection



ATTENTION:

Clean the product after each use as below:

- Do not immerse the device in liquids. This may damage the device.
- Do not sterilize.
- Take care in areas where liquid can get into the mechanism.
- Do not use bleach or products containing bleach to clean the product. You could injure yourself or damage the device.
- After cleaning - Wipe the product with a clean, dry cloth.
- Ensure that the product is completely dry before storing it or using it again.

CAUTION: The product may be damaged if it is cleaned with corrosive chemicals or harsh abrasives.

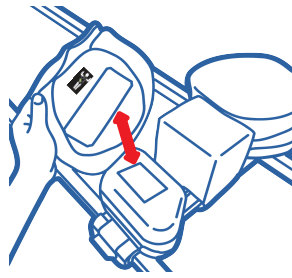


If any Care Surgical product is damaged, defective or broken, discontinue use and contact Care Surgical Customer Service at 01704 336 671.

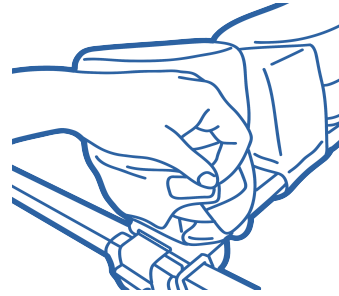


⚠ Only to be used by trained clinicians. Ensure product is secure before positioning patient.

CS Align Pro Support - Replacement Pads



1 To attach the pads to the support, align the Velcro on the pad with the Velcro on the support base - Hold the pad upside down and match the images as shown.



2 Attach the pads using the Velcro, secure the pads in place by securing the inside edges first, then pull the skirt around the bottom.

Cleaning instructions:



Clean using standard hospital wipes



Do not immerse in water



Do not autoclave



UK: Care Surgical Ltd
Unit 6 Ringtail Road,
Burscough,
L40 8JY
Tel: 01704 336671

USA: Care Surgical LLC
43 Broad Street
Suite B106, Hudson,
MA 01749, USA
Tel: 866-243-4107



www.care-surgical.com

Care Surgical Supplies Limited, Office 2, 12a Lower Main Street,
Lucan Co. Dublin, K78 X5P8 Ireland



⚠ **SAFE DISPOSAL:** customers should adhere to any local laws and regulations to the safe disposal of medical devices.
⚠ **DO NOT USE** products that appear to be damaged or worn. In an event of product damage or patient injury, please contact Care Surgical.

Ref: CSM2780 - IFU (Rev.01) 03/2026