


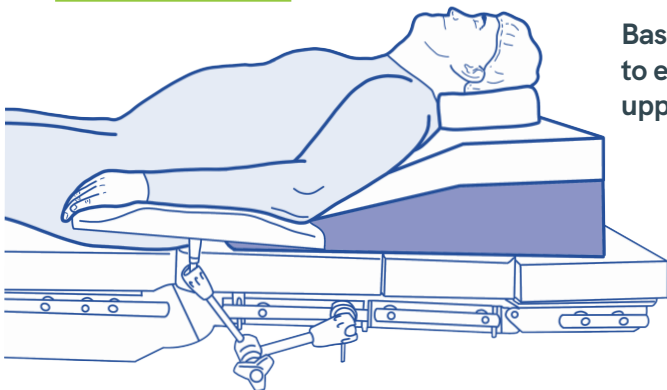


# CARE SURGICAL

Product Code: CSM2915

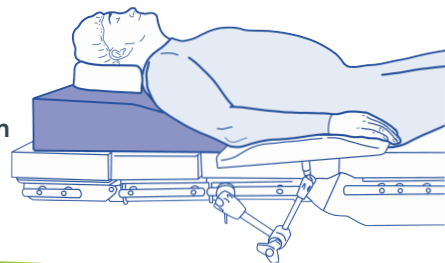
# CS Supine Bariatric Support - Base Only

 Only to be used by trained clinicians. Ensure product is secure before positioning patient. The CS Supine Bariatric Support reduces pressure on the chest and facilitates intubation.



Base cushion of the 2-piece support set for elevated positioning. It helps to easily reach the optimal intubation position by raising the head, upper body and shoulders above the chest ("ramped position").

Can be used in combination with Top support (CSM2914) or on it's own, depending on the size/physical condition of the patient.



## Cleaning instructions



Clean using standard hospital wipes



Do not immerse in water



Do not autoclave



UK: Care Surgical Ltd  
Unit 6 Ringtail Road,  
Burscough,  
L40 8JY  
Tel: 01704 336671

USA: Care Surgical LLC  
43 Broad Street  
Suite B106, Hudson,  
MA 01749, USA  
Tel: 866-243-4107

[www.care-surgical.com](http://www.care-surgical.com)

Care Surgical Supplies Limited, Office 2, 12a Lower Main Street,  
Lucan Co. Dublin, K78 X5P8 Ireland



**SAFE DISPOSAL:** customers should adhere to any local laws and regulations to the safe disposal of medical devices.  
**DO NOT USE** products that appear to be damaged or worn. In an event of product damage or patient injury, please contact Care Surgical.



5 060624 129155

EU REP

Ref: CSM2915 - IFU (Rev.03) 04/2025