



The Simplest Solution for Anterior Hip Positioning

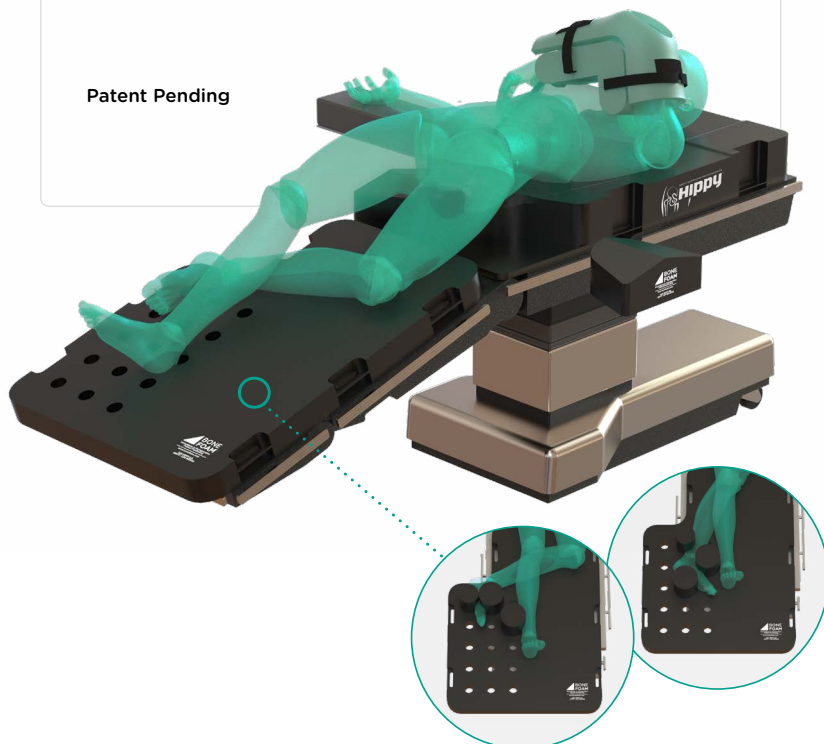
Hippy™

Anterior Hip Positioning System

Bone Foam's new tabletop system simplifies patient positioning for anterior hip replacement on any operative table.

- Consistent, repeatable, and stable pelvic positioning easily mastered by all OR staff
- Decrease OR prep time with an efficient method for patient positioning
- Increase surgical access to the acetabulum and femur with removable hip bolsters
- Easily assess ROM, stability, and impingement

Patent Pending



*More than 50% of all primary joint arthroplasty procedures are expected to be performed in an outpatient setting by 2026.**

An innovative tabletop system that consistently and accurately positions patients for anterior hip arthroplasty.

The postless design reduces injury risk to the perineum while stabilizing the pelvis and torso. The Hippy has bilateral removable hip bolsters which improve surgical access to the femur and creates a stable pelvis for cup impaction. Memory foam padding and base contour safely cradles the patient throughout the case.

Fit Your Surgical Technique

Optional Leg Board for precise lower extremity positioning that can be customized for surgeon preference.

Hippy Anterior Hip Positioning System
#925.HIPPY-BP


* C. A. DeCook, "Outpatient Joint Arthroplasty: Transitioning to the Ambulatory Surgery Center," The Journal of Arthroplasty, vol. 34, no. 7, pp. S48-50, 2019.

The Hippy allows dynamic motion of the hip and facilitates intraoperative assessment of stability, impingement, and ROM during direct anterior hip procedures.

Single Arm Support

Create more room at the operative side of the table and protect neurovascular bundles of the elbow.

Hippy Anterior Hip Positioning System
#925.HIPPY-BP



Postless Distraction

Multilayer foam base cradles and stabilizes the patient's torso, providing counter traction during distraction without the use of a post.



Pelvis Stabilization

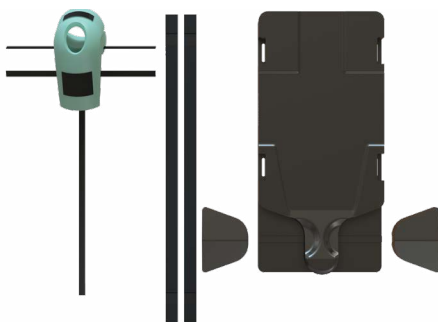
Stable and consistent positioning for patients of all sizes.



Surgical Site Access

The hip bolster can be removed after intubation and improves access to the acetabulum and femur.

Hippy Positioning System Includes:



Torso Base with 2 Removable Hip Bolsters

Comfortably positions the torso and improves access to the femur.

2 Disposable Single Arm Supports with Straps

Two-piece base and shell design that safely stabilizes the arm across the chest. Adjustable strap secures arm away from surgical field.

Reorder: #925.SAS

2 Table Straps

Adjustable straps to secure the base and leg board to the OR table.



Leg Board (optional add on)

Use various configurations to stabilize and maintain lower extremity position.