



**CARE SURGICAL**

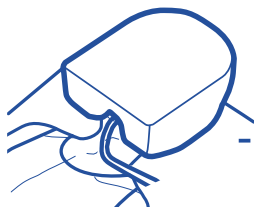
# CS ProneOne™ Head Support-Small

\*Suitable for patients up to 8 years

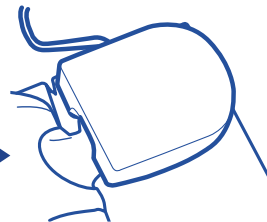
The CS ProneOne™ offers support to your patient's forehead and cheeks. Ensure the eyebrows are visible to avoid direct pressure to the eyes.




**Step 1** Prepare intubated patient in the supine position



**Step 2** Place cushion onto patient's face\*



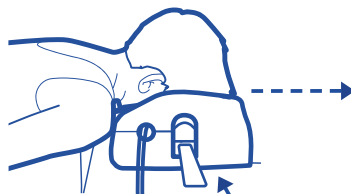
**Step 3** Position ET tube to the intubation slot



**Step 4** Turn patient to prone position



**Step 5** Ensure tubing is still connected and cushion is in the correct position, not obstructing the patient's eyes or airway



**Step 6** Slide mirror into place



**Step 7** Using the mirror ensure the face is correctly positioned in cushion ensuring tubing is connected and eyebrows are visible



Manufacturer

UK: Care Surgical Ltd  
Unit 6 Ringtail Road  
Burscough, L40 8JY  
Tel: 01704 336671

USA: Care Surgical LLC  
43 Broad Street  
Suite B106, Hudson,  
MA 01749, USA  
Tel: 866-243-4107

**www.care-surgical.com**

Care Surgical Supplies Limited, Office 2, 12a Lower Main Street, Lucan Co. Dublin, K78 X5P8 Ireland



Medical Device



UK Conformity Assessed



Do Not Reuse



CE Mark



Latex Free



Non Sterile




5 060624 120039

LOT Number:

Product Code: CSM-2519 Rev 4 01/24

EC REP

# The Forehead & Cheeks



See the instructional video  
at [www.care-surgical.com](http://www.care-surgical.com)

## Possible problems

- + Pressure ulcers
- + Facial edema

## Possible causes

- + Inadequate blood supply due to prolonged excessive pressure
- + Shear, affecting the blood flow to the forehead or cheeks
- + Friction injury due to a period of continuous movement
- + Patient incorrectly positioned in the face support
- + High risk patient (includes the elderly, diabetics, smokers and those taking certain medications, eg steroids)

## Reduce the risk

- + Ensure the patient's face is supported on the bony part of their cheeks, not the soft tissue
- + Ensure the patient's eyebrows are clearly visible
- + The face support must not encroach into the periorbital area above or below the eye
- + Recheck the head support after turning the patient and at least every 30 minutes throughout the procedure
- + It may be necessary to lift and replace the patient's face during long procedures or if there has been movement



Manufacturer

UK: Care Surgical Ltd  
Unit 6 Ringtail Road  
Burscough, L40 8JY  
Tel: 01704 336671

USA: Care Surgical LLC  
43 Broad Street  
Suite B106, Hudson,  
MA 01749, USA  
Tel: 866-243-4107

**[www.care-surgical.com](http://www.care-surgical.com)**

Care Surgical Supplies Limited, Office 2, 12a Lower Main  
Street, Lucan Co. Dublin, K78 X5P8 Ireland



Medical Device



UK Conformity  
Assessed



Do Not Reuse



CE Mark



Latex Free



Non Sterile



5 060624 120039



Product Code: CSM-2519 Rev 4 01/24