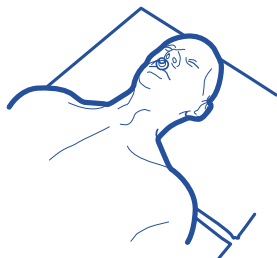




CARE SURGICAL

CS Prone C-Flex Compatible Cushion Large

Use with the Allen® C-Flex® Head Positioning System to support to your patient's forehead and cheeks. Ensure the eyebrows are visible to avoid direct pressure to the eyes.



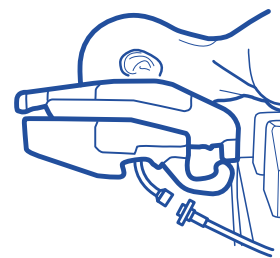
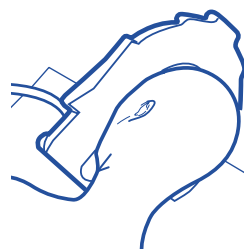
- 1 With patient supine, disconnect ET tubing



- 2 Place cushion onto patient's face*



- 3 Turn the patient to the prone position and locate the face cushion in the C-Flex® Head Positioner. Position the ET tubes through the channel as shown



- 4 Ensure the tubing is not trapped between the cushion and the patient's face

Follow the instructions supplied with the Allen C-Flex® Head Positioning System to achieve a suitable neutral neckline

*See overleaf for guidance on correct positioning

Allen® are trademarks or registered trademarks of Allen Medical Systems Inc



Manufacturer

UK: Care Surgical Ltd
Unit 6 Ringtail Road
Burscough, L40 8JY
Tel: 01704 336671

USA: Care Surgical LLC
43 Broad Street
Suite B106, Hudson,
MA 01749, USA
Tel: 866-243-4107

www.care-surgical.com

Care Surgical Supplies Limited, Office 2, 12a Lower Main
Street, Lucan Co. Dublin, K78 X5P8 Ireland



Medical Device



UK Conformity
Assessed



Do not reuse



CE Mark



Latex Free



Non Sterile



5 060624 122507



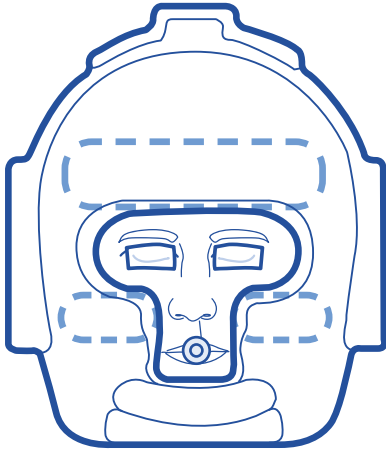
LOT:



Product Code: CSM-2516 Rev.4 01/24

EC REP

The Forehead & Cheeks



Possible problems

- + Pressure ulcers
- + Facial edema

Possible causes

- + Inadequate blood supply due to prolonged excessive pressure
- + Shear, affecting the blood flow to the forehead or cheeks
- + Friction injury due to a period of continuous movement
- + Patient incorrectly positioned in the face support
- + High risk patient (includes the elderly, diabetics, smokers and those taking certain medications, eg steroids)

Reduce the risk

- + Ensure the patient's face is supported on the bony part of their cheeks, not the soft tissue
- + Ensure the patient's eyebrows are clearly visible
- + The face support must not encroach into the periorbital area above or below the eye
- + Recheck the head support after turning the patient and at least every 30 minutes throughout the procedure
- + It may be necessary to lift and replace the patient's face during long procedures or if there has been movement



Manufacturer

UK: Care Surgical Ltd
Unit 6 Ringtail Road
Burscough, L40 8JY
Tel: 01704 336671

USA: Care Surgical LLC
43 Broad Street
Suite B106, Hudson,
MA 01749, USA
Tel: 866-243-4107

www.care-surgical.com

Care Surgical Supplies Limited, Office 2, 12a Lower Main
Street, Lucan Co. Dublin, K78 X5P8 Ireland



Medical Device



UK Conformity
Assessed



Do not reuse



CE Mark



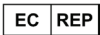
Latex Free



Non Sterile



5 060624 122507



Product Code: CSM-2516 Rev. 4 01/24