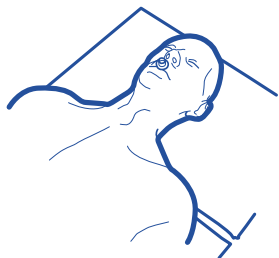




Use with the Allen^{fi} C-Flex^{fi} Head Positioning System to support to your patient's forehead and cheeks. Ensure the eyebrows are visible to avoid direct pressure to the eyes.



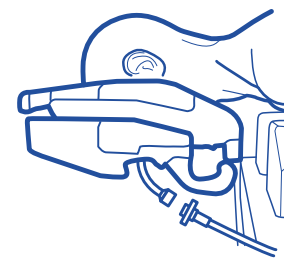
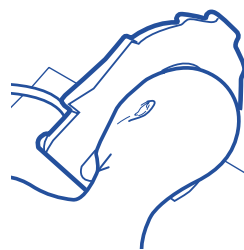
1 With patient supine, disconnect ET tubing



2 Place cushion onto patient's face*



3 Turn the patient to the prone position and locate the face cushion in the C-Flex[®] Head Positioner. Position the ET tubes through the channel as shown



4 Ensure the tubing is not trapped between the cushion and the patient's face

Follow the instructions supplied with the Allen C-Flex[®] Head Positioning System to achieve a suitable neutral neckline

*See overleaf for guidance on correct positioning



Manufacturer

UK: Care Surgical Ltd
Unit 6 Ringtail Road
Burscough, L40 8JY
Tel: 01704 336671

USA: Care Surgical LLC
Marlborough
MA 01752
Tel: 866-243-4107

www.care-surgical.com

Care Surgical Supplies Limited, Office 2, 12a Lower Main Street, Lucan Co. Dublin, K78 X5P8 Ireland



Medical Device



UK Conformity Assessed



Do not reuse



CE Mark



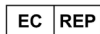
Latex Free



Non Sterile



LOT:



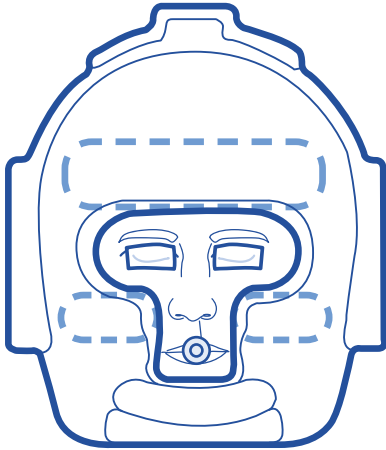
Care Surgical Supplies Limited, Office 2, 12a Lower Main Street, Lucan Co. Dublin, K78 X5P8 Ireland

Australian Sponsor, Summit Surgical
PO Box 60, Landsborough
QLD 4550 Australia

0:

1 60 24 84

The Forehead & Cheeks



Possible problems

- + Pressure ulcers
- + Facial edema

Possible causes

- + Inadequate blood supply due to prolonged excessive pressure
- + Shear, affecting the blood flow to the forehead or cheeks
- + Friction injury due to a period of continuous movement
- + Patient incorrectly positioned in the face support
- + High risk patient (includes the elderly, diabetics, smokers and those taking certain medications, eg steroids)

Reduce the risk

- + Ensure the patient's face is supported on the bony part of their cheeks, not the soft tissue
- + Ensure the patient's eyebrows are clearly visible
- + The face support must not encroach into the periorbital area above or below the eye
- + Recheck the head support after turning the patient and at least every 30 minutes throughout the procedure
- + It may be necessary to lift and replace the patient's face during long procedures or if there has been movement



Manufacturer

UK: Care Surgical Ltd
Unit 6 Ringtail Road
Burscough, L40 8JY
Tel: 01704 336671

USA: Care Surgical LLC
Marlborough
MA 01752
Tel: 866-243-4107

www.care-surgical.com

Care Surgical Supplies Limited, Office 2, 12a Lower Main Street, Lucan Co. Dublin, K78 X5P8 Ireland



Medical Device



UK Conformity Assessed



Do not reuse



CE Mark



Latex Free



Non Sterile



5 060624 122484

Australian Sponsor, Summit Surgical
PO Box 60, Landsborough
QLD 4550 Australia

Product Code: CSM-2515 Rev.2 09/23

EC REP