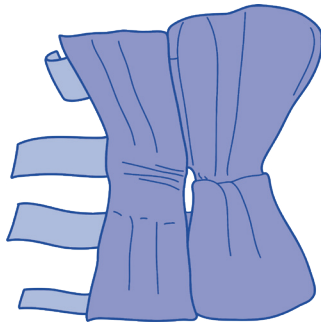
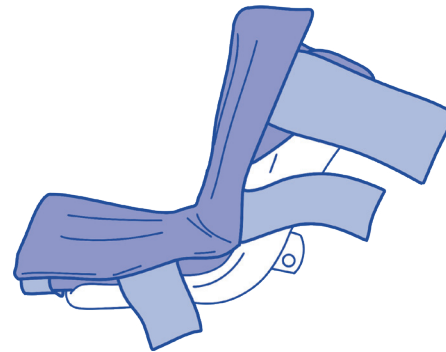




## CS Standard Replacement Stirrup Pads (Pair)



**1** Position the patients leg and foot in the stirrup pad.



**2** Once the patient's leg is correctly positioned, close the pad by placing the flap over the leg and attaching the Velcro fixation straps securely.



Manufacturer

UK: Care Surgical Ltd  
Unit 6 Ringtail Road  
Burscough, L40 8JY  
Tel: 01704 336671

USA: Care Surgical LLC  
43 Broad Street  
Suite B106, Hudson,  
MA 01749, USA  
Tel: 866-243-4107



Medical Device



UK Conformity Assessed



Reuse



CE Mark



Latex Free



Non Sterile



5 060624 123689



LOT No:

[www.care-surgical.com](http://www.care-surgical.com)

Care Surgical Supplies Limited, Office 2, 12a Lower Main Street,  
Lucan Co. Dublin, K78 X5P8 Ireland

EC REP



## Pad cleaning and disinfection

### Cleaning

Clean the pad after each use. Clean using neutral warm soapy water. Ensure the pad is dry before storage. **DO NOT IMMERSE IN WATER**



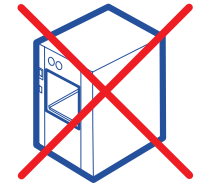
Clean using standard hospital wipes



Do not immerse in water

### Disinfection

Disinfect using quaternary solution following the manufacturers recommendation for achieving low level disinfection. Wipe dry with a clean cloth.



Do not autoclave



**CAUTION:**  
Do not use cleaning solution at full strength



Do not apply tape to this pad



Do not use Bleach



Manufacturer

UK: Care Surgical Ltd  
Unit 6 Ringtail Road  
Burscough, L40 8JY  
Tel: 01704 336671

USA: Care Surgical LLC  
43 Broad Street  
Suite B106, Hudson,  
MA 01749, USA  
Tel: 866-243-4107

[www.care-surgical.com](http://www.care-surgical.com)

Care Surgical Supplies Limited, Office 2, 12a Lower Main Street, Lucan Co. Dublin, K78 X5P8 Ireland



Medical Device



UK Conformity Assessed



Reuse



CE Mark



Latex Free



Non Sterile



5 060624 123689