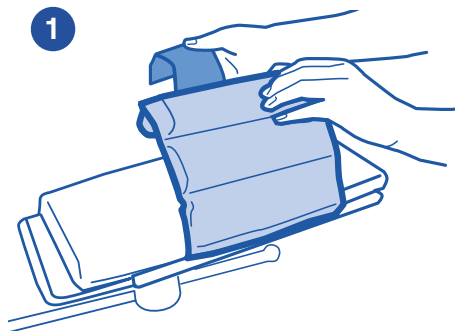




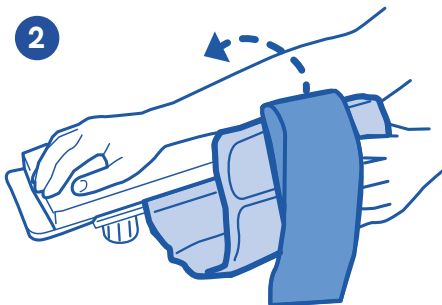
CARE SURGICAL

CS Armboard Pad- with Strap

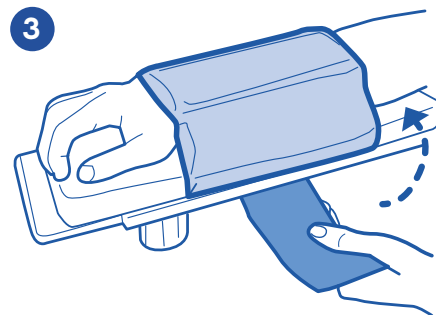
Placing Patient in CS Armboard Pad:



1
Separate Velcro® strap of Pad from the Velcro® strip on the bottom of the armboard.



2
Place patient's arm on top of the pad.



3
Wrap the shell of the Pad around the patient's arm and secure the Velcro® strap to the bottom of the armboard.



Manufacturer

UK: Care Surgical Ltd
Unit 6 Ringtail Road
Burscough, L40 8JY
Tel: 01704 336671

USA: Care Surgical LLC
Marlborough
MA 01752
Tel: 866-243-4107

www.care-surgical.com

Care Surgical Supplies Limited, Office 2, 12a Lower Main Street, Lucan Co. Dublin, K78 X5P8 Ireland



Medical Device



UK Conformity Assessed



Reuse



CE Mark



Latex Free



Non Sterile



5 060624 122057

LOT Number:

Australian Sponsor, Summit Surgical
PO Box 60, Landsborough
QLD 4550 Australia

Product Code: CSM-2576-20 Rev.5 09/22

EC REP



Pad cleaning and disinfection

Cleaning

Clean the pad after each use. Clean using neutral warm soapy water. Ensure the pad is dry before storage. **DO NOT IMMERSE IN WATER.**



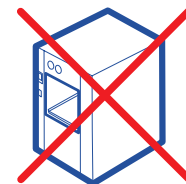
Clean using standard hospital wipes



Do not immerse in water

Disinfection

Disinfect using quaternary solution following the manufacturers recommendation for achieving low level disinfection. Wipe dry with a clean cloth.



Do not autoclave



CAUTION:
Do not use cleaning solution at full strength



Do not apply tape to this pad



Do not use Bleach



Manufacturer

UK: Care Surgical Ltd
Unit 6 Ringtail Road
Burscough, L40 8JY
Tel: 01704 336671

USA: Care Surgical LLC
Marlborough
MA 01752
Tel: 866-243-4107

www.care-surgical.com

Care Surgical Supplies Limited, Office 2, 12a Lower Main Street, Lucan Co. Dublin, K78 X5P8 Ireland



Medical Device



UK Conformity Assessed



Reuse



CE Mark



Latex Free



Non Sterile



5 060624 122057

Australian Sponsor, Summit Surgical
PO Box 60, Landsborough
QLD 4550 Australia