



# CARE SURGICAL CS Prone Plus Head Support System (Helmet & Mirror)

\*Suitable for patients 8 years+. To only be used with the CS Prone Plus Face Cushion CSM-2512

The CS Prone Plus Head Support System used with The CS Prone Plus Face Cushion offers support to your patient's forehead and cheeks whilst ensuring a neutral neckline and assisting with patient monitoring. Ensure the eyebrows are visible to avoid direct pressure to the eyes.

- 1 With patient supine, disconnect ET tubing
- 2 Place cushion onto patient's face\*
- 3 Place helmet over cushion
- 4 Turn patient to prone position
- 5 Re-connect ET Tubing
- 6 Lift helmet & locate onto mirror's cogs
- 7 Check face correctly positioned in cushion\*
- 8 Adjust cogs to obtain neutral neck line

Only to be used by trained clinicians \*See overleaf for guidance on correct positioning. **Warning: Do not remove cogs from mirror.**

UK: Care Surgical Ltd  
Unit 6 Ringtail Road  
Burscough, L40 8JY  
Tel: 01704 336671

USA: Care Surgical LLC  
43 Broad Street  
Suite B106, Hudson,  
MA 01749, USA  
Tel: 866-243-4107

**www.care-surgical.com**

Care Surgical Supplies Limited, Office 2, 12a Lower Main  
Street, Lucan Co. Dublin, K78 X5P8 Ireland



Medical Device



UK Conformity  
Assessed



Reuse



CE Mark



Latex Free



Non Sterile



5 060624 120152




LOT Number:

Product Code: CSM-2565 Rev 2 01/24

EC REP

# The Forehead & Cheeks



See the instructional video  
at [www.care-surgical.com](http://www.care-surgical.com)

## Possible problems

- + Pressure ulcers
- + Facial edema


## Possible causes

- + Inadequate blood supply due to prolonged excessive pressure
- + Shear, affecting the blood flow to the forehead or cheeks
- + Friction injury due to a period of continuous movement
- + Patient incorrectly positioned in the face support
- + High risk patient (includes the elderly, diabetics, smokers and those taking certain medications, eg steroids)

## Reduce the risk

- + Ensure the patient's face is supported on the bony part of their cheeks, not the soft tissue
- + Ensure the patient's eyebrows are clearly visible
- + The face support must not encroach into the periorbital area above or below the eye
- + Recheck the head support after turning the patient and at least every 30 minutes throughout the procedure
- + It may be necessary to lift and replace the patient's face during long procedures or if there has been movement

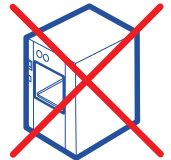
## Cleaning Instructions



Clean using standard  
hospital wipes



Do not immerse in water



Do not autoclave



Manufacturer

UK: Care Surgical Ltd  
Unit 6 Ringtail Road  
Burscough, L40 8JY  
Tel: 01704 336671

USA: Care Surgical LLC  
43 Broad Street  
Suite B106, Hudson,  
MA 01749, USA  
Tel: 866-243-4107



Medical Device



UK Conformity  
Assessed



Reuse



CE Mark



Latex Free



Non Sterile



5 060624 120152

[www.care-surgical.com](http://www.care-surgical.com)



Care Surgical Supplies Limited, Office 2, 12a Lower Main  
Street, Lucan Co. Dublin, K78 X5P8 Ireland

Product Code: CSM-2565 Rev 2 01/24