



CARE SURGICAL

CS Prone Small Face Cushion

*Recommended for patients up to age 8

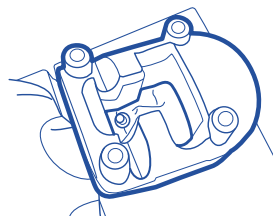
The CS Prone Small Face Cushion offers support to your patient's forehead and cheeks. Ensure the eyebrows are visible to avoid direct pressure to the eyes.



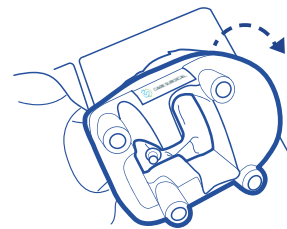
1 With patient supine, disconnect ET tubing



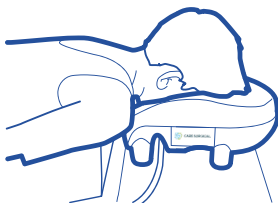
2 Place cushion onto patient's face*



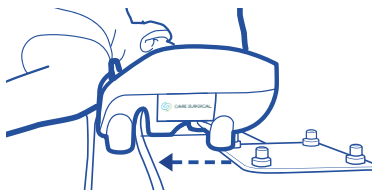
3 Place helmet over cushion



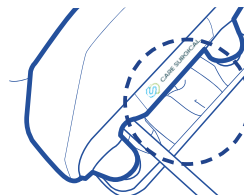
4 Turn patient to prone position



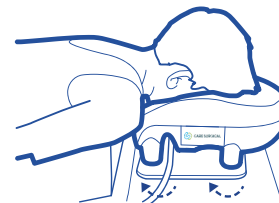
5 Re-connect ET Tubing



6 Lift helmet & locate onto mirror's cogs



7 Check face correctly positioned in cushion*



8 Adjust cogs to obtain neutral neck line

Only to be used by trained clinicians *See overleaf for guidance on correct positioning



Manufacturer

UK: Care Surgical Ltd
Unit 6 Ringtail Road
Burscough, L40 8JY
Tel: 01704 336671

USA: Care Surgical LLC
43 Broad Street
Suite B106, Hudson,
MA 01749, USA
Tel: 866-243-4107



Medical Device



UK Conformity
Assessed



Do not reuse



CE Mark



Latex Free



Non Sterile



5 060624 120022



LOT:


www.care-surgical.com

Care Surgical Supplies Limited, Office 2, 12a Lower Main Street,
Lucan Co. Dublin, K78 X5P8 Ireland

EC REP

Product Code: CSM-2514 Rev.9 01/24

The Forehead & Cheeks



See the instructional video
at www.care-surgical.com

Possible problems

- + Pressure ulcers
- + Facial edema

Possible causes

- + Inadequate blood supply due to prolonged excessive pressure
- + Shear, affecting the blood flow to the forehead or cheeks
- + Friction injury due to a period of continuous movement
- + Patient incorrectly positioned in the face support
- + High risk patient (includes the elderly, diabetics, smokers and those taking certain medications, eg steroids)

Reduce the risk

- + Ensure the patient's face is supported on the bony part of their cheeks, not the soft tissue
- + Ensure the patient's eyebrows are clearly visible
- + The face support must not encroach into the periorbital area above or below the eye
- + Recheck the head support after turning the patient and at least every 30 minutes throughout the procedure
- + It may be necessary to lift and replace the patient's face during long procedures or if there has been movement



Manufacturer

UK: Care Surgical Ltd
Unit 6 Ringtail Road
Burscough, L40 8JY
Tel: 01704 336671

USA: Care Surgical LLC
43 Broad Street
Suite B106, Hudson,
MA 01749, USA
Tel: 866-243-4107

www.care-surgical.com



Medical Device



UK Conformity
Assessed



Do not reuse



CE Mark



Latex Free



Non Sterile



5 060624 120022