



CARE SURGICAL

CS Prone Plus Face Cushion

*Suitable for patients 8 years+

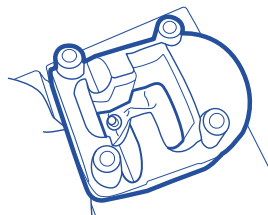
The CS Prone Plus Cushion offers support to your patient's forehead and cheeks. Ensure the eyebrows are visible to avoid direct pressure to the eyes. **For use with the CS Head Support System and other compatible head support systems.



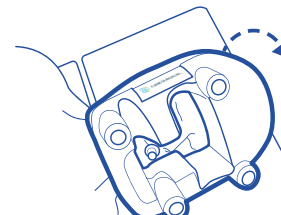
1 With patient supine, disconnect ET tubing



2 Place cushion onto patient's face*



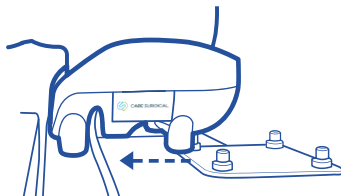
3 Place helmet over cushion**



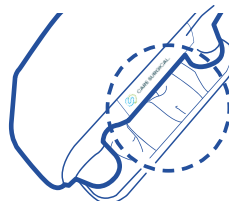
4 Turn patient to prone position



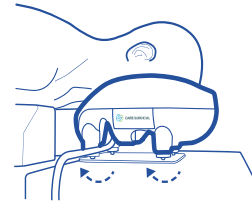
5 Re-connect ET Tubing



6 Lift helmet & locate onto mirror's cogs



7 Check face correctly positioned in cushion*



8 Adjust cogs to obtain neutral neck line

Only to be used by trained clinicians *See overleaf for guidance on correct positioning



Manufacturer

UK: Care Surgical Ltd
Unit 6 Ringtail Road
Burscough, L40 8JY
Tel: 01704 336671

USA: Care Surgical LLC
43 Broad Street
Suite B106, Hudson,
MA 01749, USA
Tel: 866-243-4107

www.care-surgical.com

Care Surgical Supplies Limited, Office 2, 12a Lower Main Street,
Lucan Co. Dublin, K78 X5P8 Ireland



Medical Device



UK Conformity
Assessed



Do not reuse



CE Mark



Latex Free



Non Sterile



5 060624 120008




LOT:

Product Code: CSM-2512 Rev.12 01/24

EC REP

The Forehead & Cheeks



See the instructional video
at www.care-surgical.com

Possible problems

- + Pressure ulcers
- + Facial edema

Possible causes

- + Inadequate blood supply due to prolonged excessive pressure
- + Shear, affecting the blood flow to the forehead or cheeks
- + Friction injury due to a period of continuous movement
- + Patient incorrectly positioned in the face support
- + High risk patient (includes the elderly, diabetics, smokers and those taking certain medications, eg steroids)

Reduce the risk

- + Ensure the patient's face is supported on the bony part of their cheeks, not the soft tissue
- + Ensure the patient's eyebrows are clearly visible
- + The face support must not encroach into the periorbital area above or below the eye
- + Recheck the head support after turning the patient and at least every 30 minutes throughout the procedure
- + It may be necessary to lift and replace the patient's face during long procedures or if there has been movement



Manufacturer

UK: Care Surgical Ltd
Unit 6 Ringtail Road
Burscough, L40 8JY
Tel: 01704 336671

USA: Care Surgical LLC
43 Broad Street
Suite B106, Hudson,
MA 01749, USA
Tel: 866-243-4107

www.care-surgical.com



Medical Device



UK Conformity
Assessed



Do not reuse



CE Mark



Latex Free



Non Sterile



5 060624 120008



Care Surgical Supplies Limited, Office 2, 12a Lower Main Street,
Lucan Co. Dublin, K78 X5P8 Ireland

Product Code: CSM-2512 Rev.12 01/24