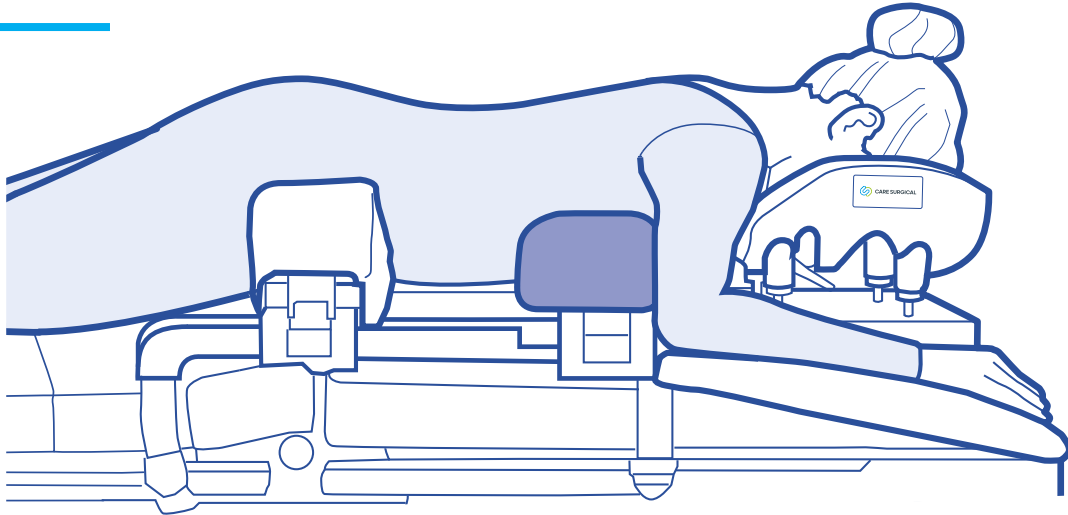




CARE SURGICAL

CS Chest Supports

Patient Supports for use on the CS Spine Frame or spinal operating tables



Refer to the label on the support to ensure it is placed in the correct position on the table.



Manufacturer

UK: Care Surgical Ltd
Unit 6 Ringtail Road
Burscough, L40 8JY
Tel: 01704 336671

USA: Care Surgical LLC
Marlborough
MA 01752
Tel: 866-243-4107

www.care-surgical.com

Care Surgical Supplies Limited, 69 Esker Woods Drive
Lucan, Co Dublin, K78PX45, Ireland

EC REP



Medical Device



Reuse



Latex Free



Non Sterile



UK Conformity Assessed



CE Mark



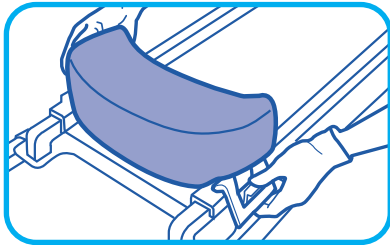
Maximum Weight

Australian Sponsor, Summit Surgical
PO Box 60, Landsborough
QLD 4550 Australia

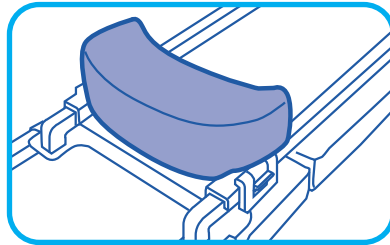
LOT Number:



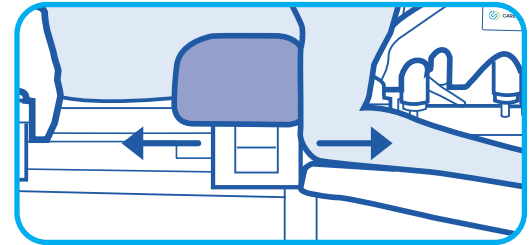
Product Code: CSM-2709 Rev 07 06/21



1 Place the supports on the frame so that the brackets are over the bars



2 Snap the locking clip shut to secure the support in position



3 To adjust the position of the supports, release the clip(s), raise the patient's chest or hips, slide the supports to the correct position, lock the clip(s)

For male patients, the chest support should be positioned directly under the nipples.

For female patients, move the chest support towards the head to allow easier positioning of the breast.

These products will support a patient weight of up to 250kg. Do not exceed the weight capacity of the operating table.

Cleaning instructions:



Clean using standard hospital wipes



Do not immerse in water



Do not autoclave



Manufacturer

UK: Care Surgical Ltd
Unit 6 Ringtail Road
Burscough, L40 8JY
Tel: 01704 336671

USA: Care Surgical LLC
Marlborough
MA 01752
Tel: 866-243-4107

www.care-surgical.com

Care Surgical Supplies Limited, 69 Esker Woods Drive
Lucan, Co Dublin, K78PX45, Ireland

EC REP



Medical Device



Reuse



Latex Free



Non Sterile



UK Conformity Assessed



CE Mark



Maximum Weight



5 060624 120046

Australian Sponsor, Summit Surgical
PO Box 60, Landsborough
QLD 4550 Australia

Product Code: CSM-2709 Rev 07 06/21

GTIN

- + 5060624120046

Description

- + Chest support made from polyurethane foam with a wipeable skin covering

Intended use

- + Supports the patient's chest in the prone position

Indications for Use

- + Attach to the CS Spine Frame or other suitable modular operating frame or table to support the patient's chest whilst in the prone position
- + Use the incorporated clips to attach the support to the table
- + Open the clip to slide the chest support laterally into the required position
- + Close the clip securely to ensure the support does not move during the procedure
- + Reusable: Clean using non-alcohol hospital wipes
- + Number of uses: Unrestricted, subject to damage indicators in the Contraindications column)
- + Instructions for use are packaged with the product

Warnings, Precautions, Contraindications & Adverse Effects

- + If the clips are not fully closed, the support could move during the procedure which could cause injury to the patient or clinician
- + Incorrect positioning of the patient in the CS Chest Support could result in the patient experiencing:
 - + Pressure ulcers
 - + Neurological damage, which can lead to temporary or permanent paralysis
 - + Venous pressure, which can lead to ischaemia
- + Examine the product for damage before and after each use. If the skin is pierced or torn, it cannot be cleaned effectively and should be replaced
- + Do not immerse in water
- + Do not autoclave

Packaging

- + Each Unit is packaged in a recyclable polyethene bag
- + 1 unit is packaged into a cardboard box for sale

Transport & Storage

- + Transport and store in dry conditions and out of direct light where possible
- + Avoid storing where sharp objects could pierce the skin of the product