

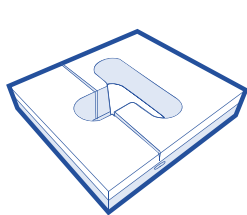


# CARE SURGICAL

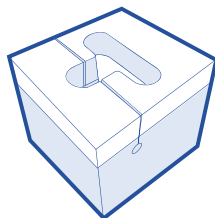
# CS Prone Face Block 7" - Left & Right Intubation Slot (compression packed\*)

\*A long storage life of compressed packed products can compromise the product's integrity (e.g. height and/or the rate in which the product fully inflates).

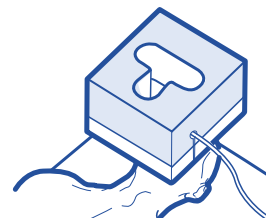
The Prone Block offers support to your patient's forehead and cheeks.  
Ensure the eyebrows are visible to avoid direct pressure to the eyes.



**1** Remove from bag 1 hour before start of procedure\*\*




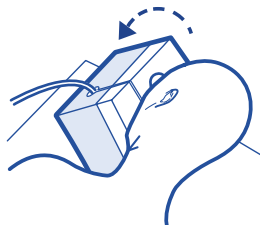
**2** With patient supine, place cushion on their face\*\*\*



**3** Feed the tubing up either slot & through the hole



**4** Turn patient to prone position



**5** Once turned Ensure neutral neck line

\*\*Allow 1 hour minimum for product to inflate (ensure product is fully inflated before use). \*\*\*See overleaf for guidance on correct positioning.



Manufacturer

UK: Care Surgical Ltd  
Unit 6 Ringtail Road  
Burscough, L40 8JY  
Tel: 01704 336671

USA: Care Surgical LLC  
Marlborough  
MA 01752  
Tel: 866-243-4107

**www.care-surgical.com**

Care Surgical Supplies Limited, Office 2, 12a Lower Main Street,  
Lucan Co. Dublin, K78 X5P8 Ireland



Do not reuse



CE Mark



Latex Free



Non Sterile



5 060624 120732

LOT:

Australian Sponsor, Summit Surgical  
PO Box 60, Landsborough  
QLD 4550 Australia

Product Code: CSM-2536V Rev.5 07/23

EC

REP

# The Forehead & Cheeks

## Possible problems

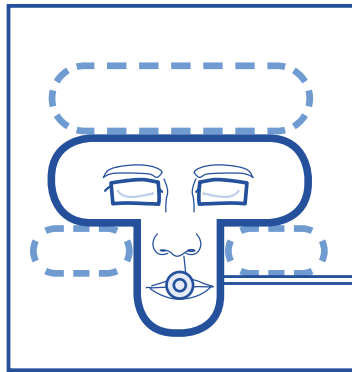
- + Pressure ulcers
- + Facial edema

## Possible causes

- + Inadequate blood supply due to prolonged excessive pressure
- + Shear, affecting the blood flow to the forehead or cheeks
- + Friction injury due to a period of continuous movement
- + Patient incorrectly positioned in the face support
- + High risk patient (includes the elderly, diabetics, smokers and those taking certain medications, eg steroids)

## Reduce the risk

- + Ensure the patient's face is supported on the bony part of their cheeks, not the soft tissue
- + Ensure the patient's eyebrows are clearly visible
- + The face support must not encroach into the periorbital area above or below the eye
- + Recheck the head support after turning the patient and at least every 30 minutes throughout the procedure
- + It may be necessary to lift and replace the patient's face during long procedures or if there has been movement



Manufacturer

UK: Care Surgical Ltd  
Unit 6 Ringtail Road  
Burscough, L40 8JY  
Tel: 01704 336671

USA: Care Surgical LLC  
Marlborough  
MA 01752  
Tel: 866-243-4107

**www.care-surgical.com**

Care Surgical Supplies Limited, Office 2, 12a Lower Main Street,  
Lucan Co. Dublin, K78 X5P8 Ireland



Do not reuse



CE Mark



Latex Free



Non Sterile



5 060624 120732

Australian Sponsor, Summit Surgical  
PO Box 60, Landsborough  
QLD 4550 Australia

Product Code: CSM-2536V Rev.5 07/23

EC

REP